


MARBELLA Outdoor Shower



Ordering Information:

Material:	Standard Decors:*	Supply Direction:	Additional Features:				
S	P	BF SF	SM	HC	LE	WT**	L
	SB FB						
C	SLS	BF SF	SM	HC	LE	WT**	L
	GWL						
	SNL						
	SL						
	GC						
	SM						

*For Custom Decors check the Catalogue or contact the sales representative

** Available for Ceramic material only

ORDERING INFORMATION

Material

- ❖ S, collection made of natural stone *Kanfanar* (*other stone type on request)
- ❖ C, collection made of of *The Marazzi* porcelain stoneware.


Standard Decors

Standard Decors available for S collection:

- ❖ P - Polished



- ❖ SB - Sandblasted & Brushed




- ❖ FB - Flamed & Brushed



Standard Decors

Standard Decors available for **C** collection:

❖ **SLS** - Saint Laurent Satin



❖ **GWL** - Golden White Lux



❖ **SNL** - Sahara Noir Lux



❖ **SL** - Statuario Lux



❖ **GCS** - Grigio Carnico Satin



❖ **SM** - Smoke Natural/Matt

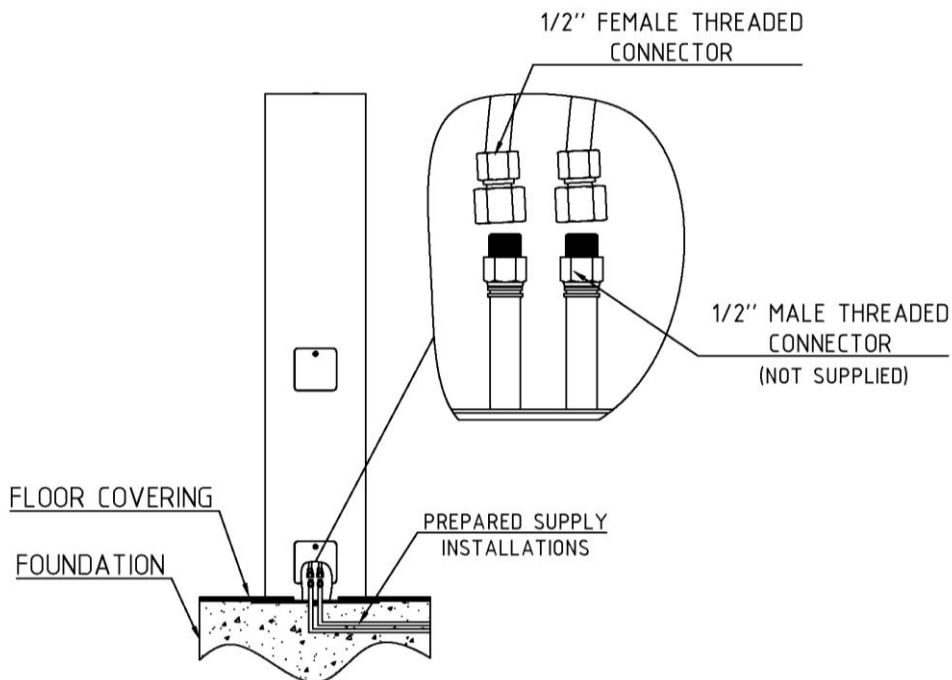


Supply Direction

Two options for shower installation:

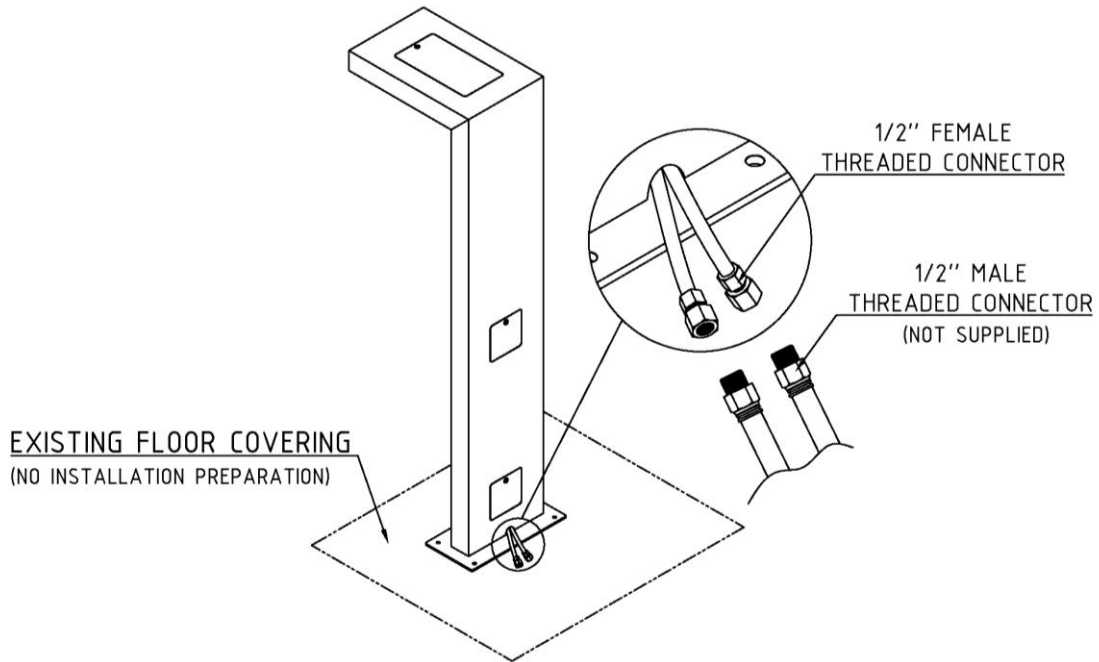
❖ Back Feed

- Underground supply installation prepared
- Necessary height of inlets and fitting connection type to be made according the provided Installation Instruction



❖ Side Feed

- Connection enabled outside shower body
- No underground preparation needed
- Corresponding fittings must be provided on the supply ends



For more details, please refer to ***Installation Instructions***.

Additional features

With each shower following additional features are possible:

- ❖ **L** - Ambient LED lighting designed by Filix
- ❖ **MS** – Motion Sensor*
- ❖ **HC** - Anti-frost heating cable
- ❖ **LE** - Logo engraving
- ❖ **WT** - Solar heated 15l / 4gal water tank**

*On request if desired both cold and hot water

** Available for Ceramic material only

SPECIFICATION FEATURES**Shower System**

Consists of:

- ❖ 4 flexible stainless steel knitted hose ½"
- ❖ 2-way mixing mechanism with faucet and handle, showerhead
- ❖ The informed Nattura S shower catalyst with beneficial well-being effects

This basic system is subject to change depending on chosen additions.

Water Pressure

- ❖ Min = 2 bar ~ 29 PSI [lb/in²]
- ❖ Max = 4 bar ~ 58 PSI [lb/in²]

Operating Voltage

- ❖ 24V DC (If additional features are chosen)

Maintenance

Regularly clean with soft cloth.

Usage

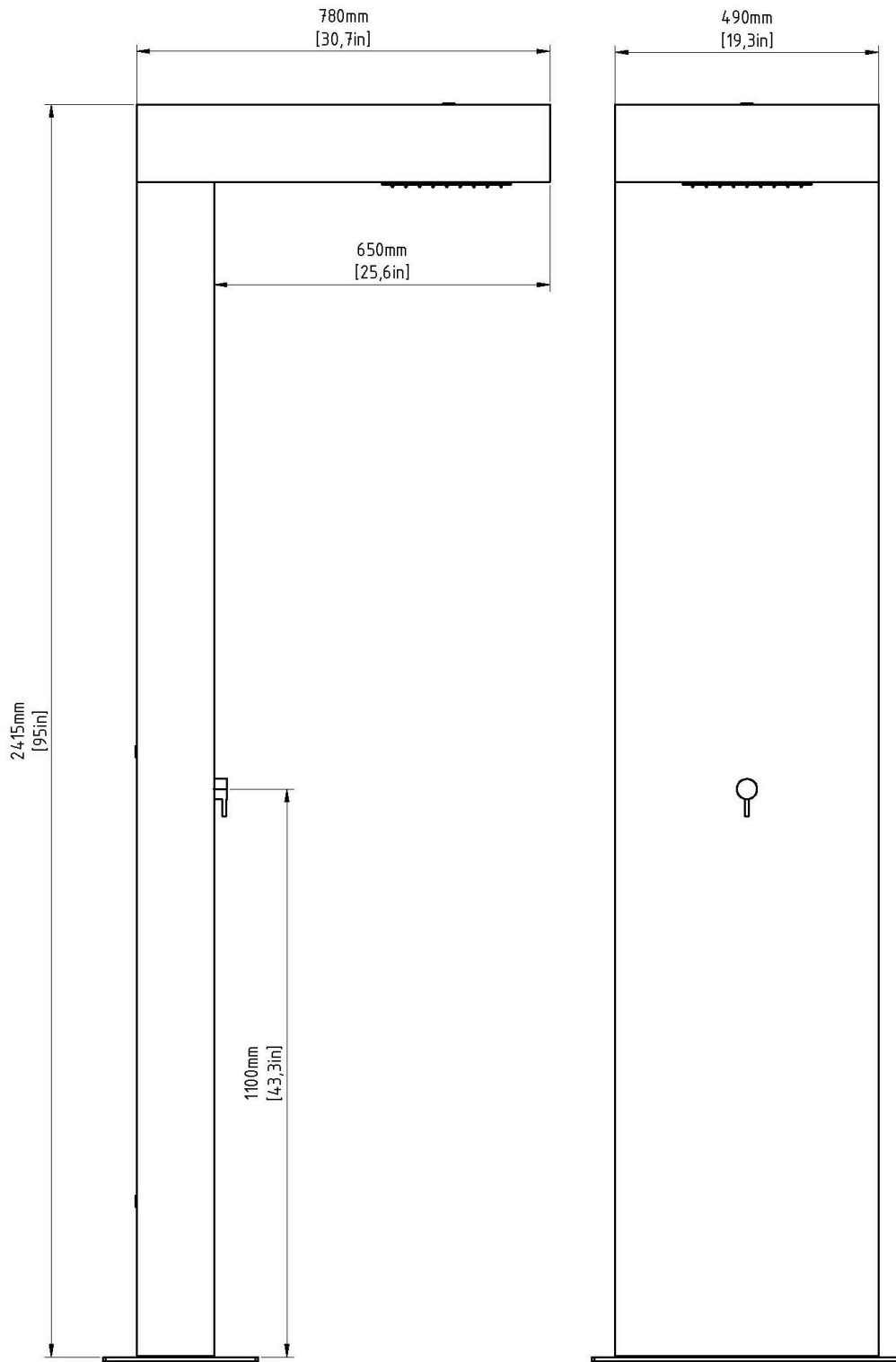
- ❖ Outdoor

Warranty

3 years warranty regarding defects in material and shower system.

PRODUCT DIMENSIONS AND WEIGHT

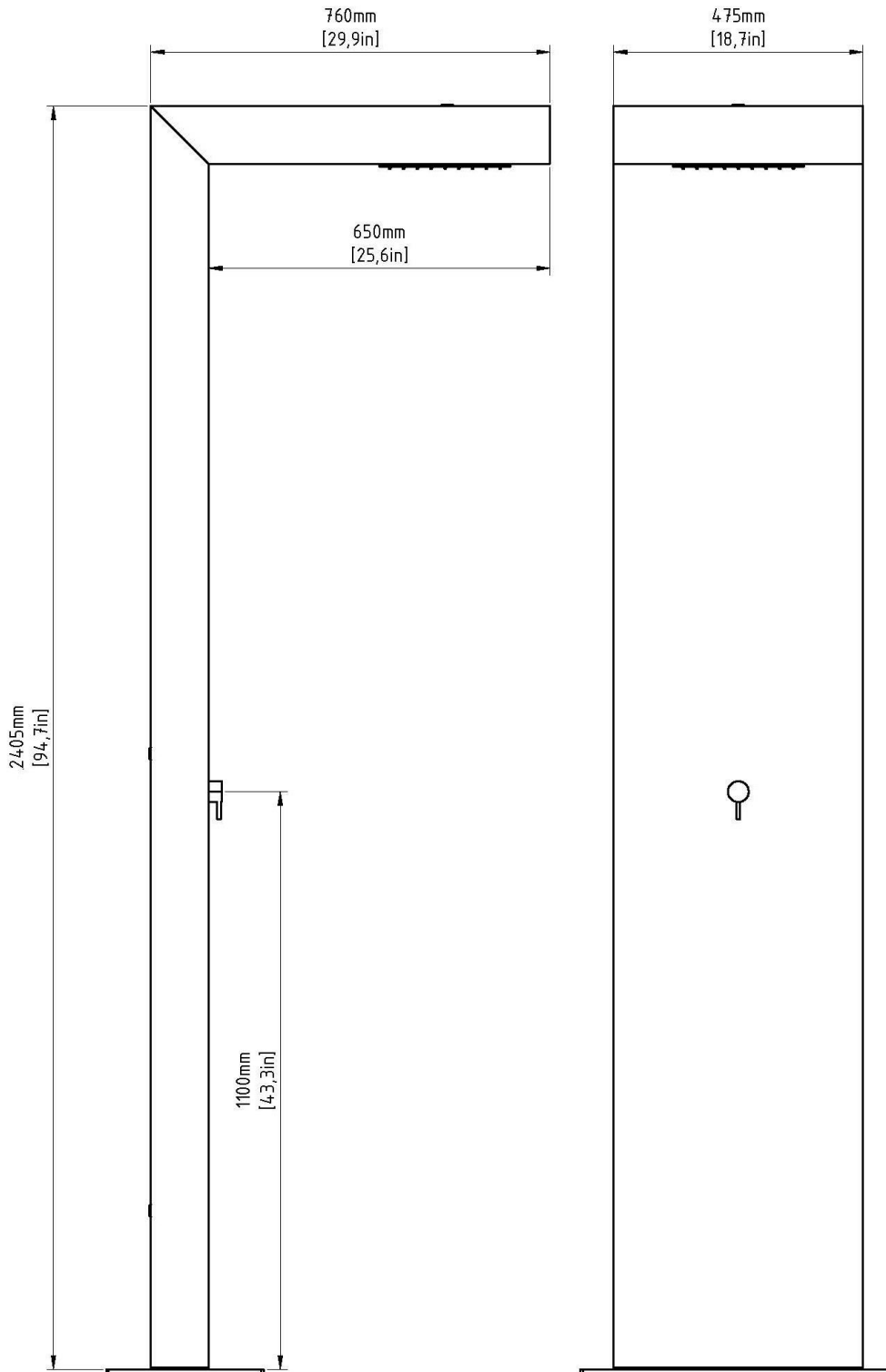
Stone



255kg / 562lbs

PRODUCT DIMENSIONS AND WEIGHT

Ceramic



144 kg/318 lbs

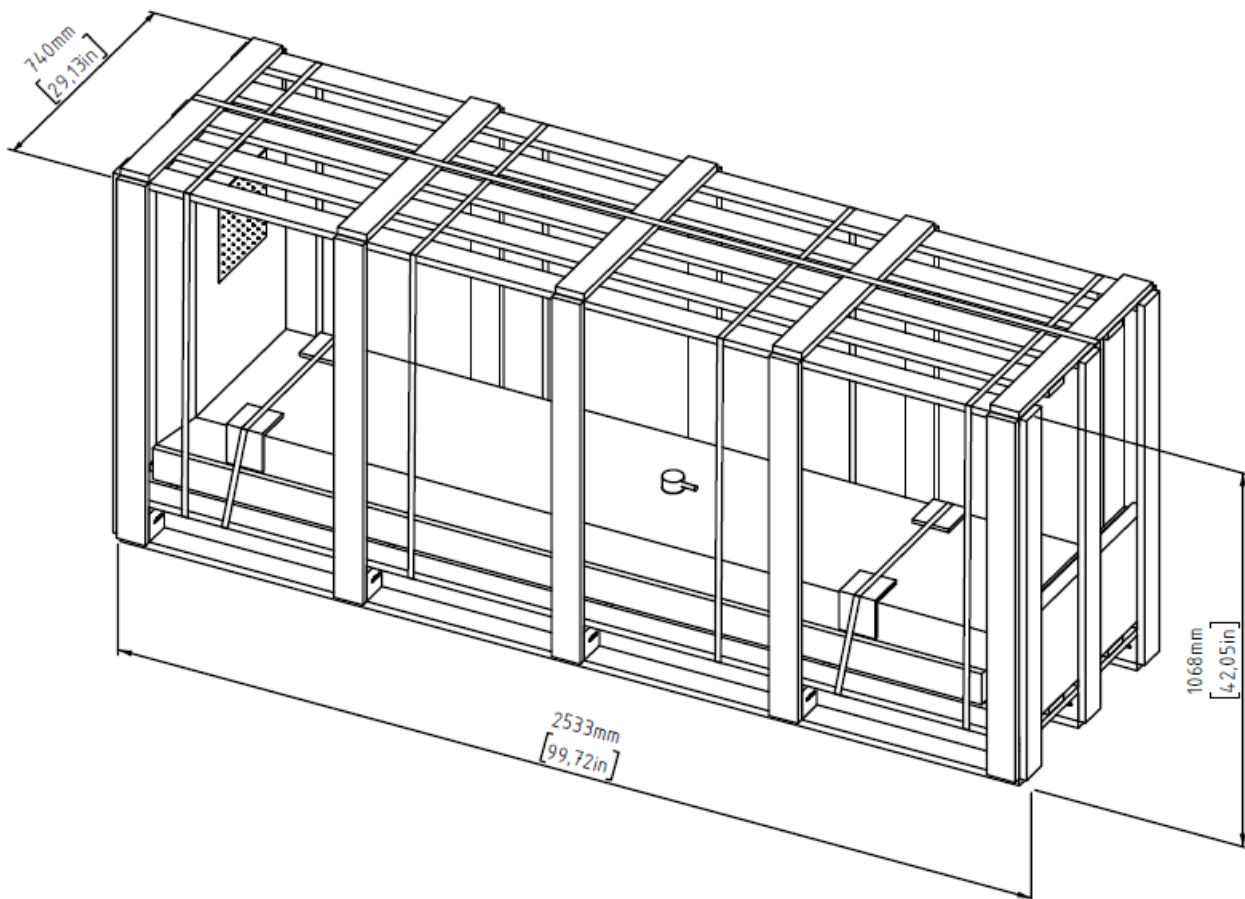
PACKAGING INFORMATION

Delivery Box Dimensions/Weight Stone

- ❖ 2533 x 1068 x 740 mm
~ 100 x 42 x 29 in



288kg / 635lbs



PACKAGING INFORMATION

Delivery Box Dimensions/Weight

- ❖ 2533 x 1068 x 740 mm
~ 100 x 42 x 29 in



177 kg/390 lbs

